

A	MS	Z Paden
5/4/2010	ECN-130591	
RELEASE FOR PRODUCTION		

DESIGNED & DIMENSIONED
IN INCHES[MILLIMETERS]

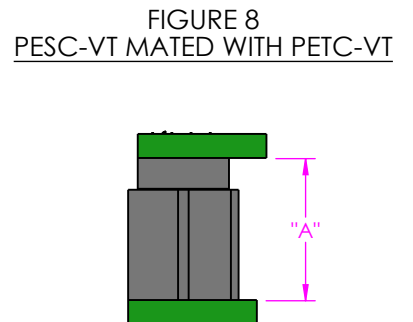
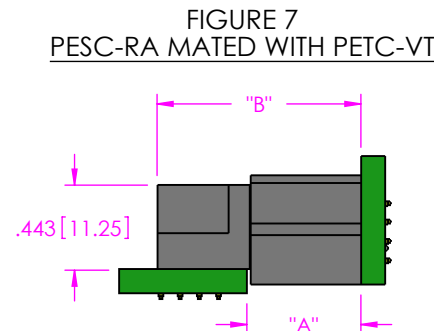
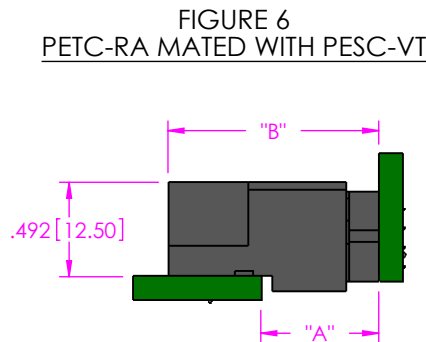
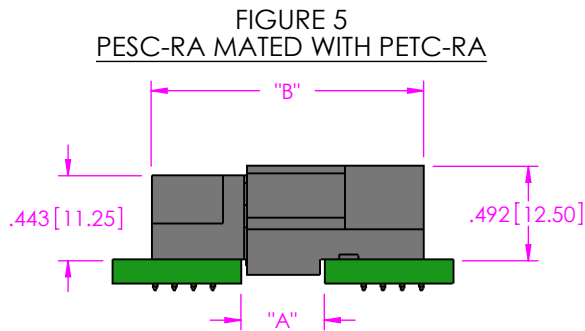
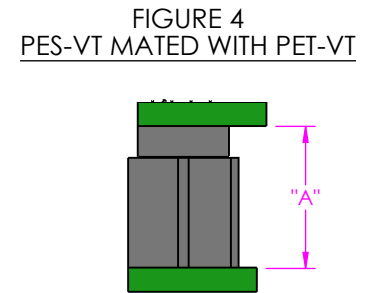
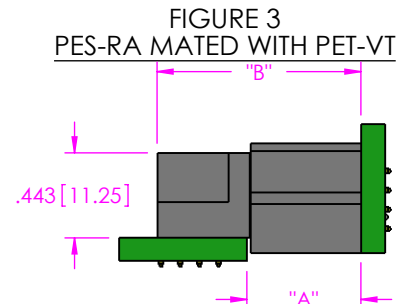
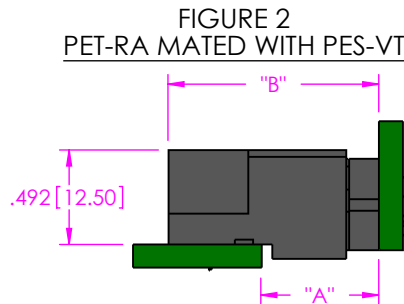
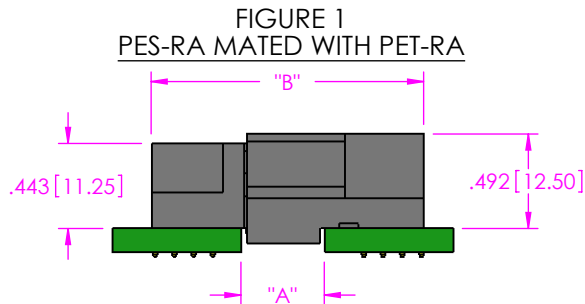


TABLE 1

	Fully Mated Board To Board Dimension ("A")	Max Board to Board Dimension ("A")	Fully Mated Connector To Connector Dimension ("B")	Max Connector To Connector Dimension ("B")	Min Contact Wipe	Max Contact Wipe
FIG. 1) PES-RA / PET-RA	.434 [11.02]	.582 [14.78]	1.419 [36.04]	1.567 [39.80]	.015 [0.381]	.163 [4.14]
FIG. 2) PET-RA / PES-VT	.614 [15.60]	.762 [19.35]	1.098 [27.89]	1.246 [31.65]	.015 [0.381]	.163 [4.14]
FIG. 3) PES-RA / PET-VT	.594 [15.09]	.742 [18.85]	1.062 [26.97]	1.210 [30.73]	.015 [0.381]	.163 [4.14]
FIG 4.) PES-VT / PET-VT	.740 [18.80]	.888 [22.56]	N/A	N/A	.015 [0.381]	.163 [4.14]
FIG. 5) PESC-RA / PETC-RA	.434 [11.02]	.478 [12.14]	1.419 [36.04]	1.463 [37.16]	.015 [0.381]	.059 [1.50]
FIG. 6) PETC-RA / PESC-VT	.614 [15.60]	.658 [2.743]	1.098 [27.89]	1.142 [29.01]	.015 [0.381]	.059 [1.50]
FIG. 7) PESC-RA / PETC-VT	.594 [15.09]	.638 [16.21]	1.062 [26.97]	1.106 [28.09]	.015 [0.381]	.059 [1.50]
FIG 8.) PESC-VT / PETC-VT	.740 [18.80]	.784 [19.91]	N/A	N/A	.015 [0.381]	.059 [1.50]

NOTES:

1. ALL DIMENSIONS BASED ON NOMINAL VALUES FOR SAMTEC RECOMMENDED PCB LAYOUTS.
2. ALTHOUGH MAX DIMENSIONS ARE LISTED SAMTEC RECOMMENDS FULLY MATING COMPONENTS.

PROPRIETARY NOTE

THIS DOCUMENT CONTAINS INFORMATION CONFIDENTIAL AND PROPRIETARY TO SAMTEC, INC. AND SHALL NOT BE REPRODUCED OR TRANSFERRED TO OTHER DOCUMENTS OR DISCLOSED TO OTHERS OR USED FOR ANY PURPOSE OTHER THAN THAT WHICH IT WAS OBTAINED WITHOUT THE EXPRESSED WRITTEN CONSENT OF SAMTEC, INC.



520 PARK EAST BLVD., NEW ALBANY, IN 47150
PHONE: 812-944-6733 FAX: 812-948-5047
e-Mail info@SAMTEC.com code 55322